

COLLECTION CHECKLIST




GARBAGE

Please bag household trash before placing it in the garbage cart. No recyclables, yard waste, hazardous waste, or electronics.



RECYCLING


Do not bag recyclables. Empty them loose into the recycling cart. Accepted materials only. No plastic bags or film.



7:00 AM DEADLINE

Set out cart(s) by 7:00 AM on the scheduled day. Return cart(s) to the storage location by 10:00 PM on collection day.

- Exception: if pickup is postponed due to winter weather, leave cart(s) at the collection point until emptied.




CART SET OUT

All garbage and some recycling routes require cart set out year-round. Visit www.Milwaukee.gov/CollectionDay for your specific set out instructions.

CART POSITION

The cart(s) opening should face toward the street/alley with the handle facing your home.



3 FOOT RADIUS

Where space allows, place cart(s) at the alley/curb line and three (3) feet away from buildings, vehicles, mailboxes, carts, or other objects that may interfere with collection.

SNOW

Clear snow and ice from on top of, around, and to your garbage and recycling carts to ensure access for collection.